






	30 - 200 bar
	5 - 13 l/min
	□
	6,0 kW/5,0 kW, 2800 rpm, air
	400 V/50 Hz/16 A, 5,0 m
	5,0 kW, 2800 rpm, 2,0 - 8,0 bar, 60° C
	040 USgal/min
	24
	24
	55 kg
	1000 x 570 x 430 mm
	LpA = 75 dB, LwA = 91 dB
	g334



2-29 kW

30-125 kW

126-250 kW